



## Remote learning

28/09/20

Class: Little Lambs Year: 2



Please find below the timetable of learning for this week.

Please ensure tasks for Phonics/spelling, Maths, Writing and Reading are completed and posted to your Class Dojo portfolio by 1pm.

Any other tasks must be completed and posted to your portfolio by 5pm.

I will be available to ask questions on Class Dojo between .....

Each day, I will meet online with a group of pupils to discuss their learning and next steps.

If you need any support or further challenge, please contact me via Class Dojo.

Keep up the good work and I'll be keeping my eye out for this week's achiever!

### This week's PE activity



Access a Joe Wick's workout. Try to do this every day if you can!







<https://www.youtube.com/watch?v=1BckvgF1O8w>

### This week's Internet safety activity



- Go to website for week 5 of the Think you know online safety at home learning pack. You will be linked to a series of videos called Jessie and Friends which are age appropriate animations that deal with online safety issues.
- This week you will read a storybook together and design your own superhero.

## Monday

<b>9am</b>	View teacher's video on Class Dojo.
 <b>Phonics / spelling</b>	<a href="https://www.spellingshed.com/en-gb/resource/spelling-shed---stage-1---lesson-2---the-k--sound-spelled-k-before-e-i-and-y--the-nk-sound-fou">https://www.spellingshed.com/en-gb/resource/spelling-shed---stage-1---lesson-2---the-k--sound-spelled-k-before-e-i-and-y--the-nk-sound-fou</a> Go through the Powerpoint slides with an adult. Write down the words on slide 6 in your book. Then check if you've spelled them correctly on slide 7. Upload a photo to your portfolio.
 <b>Maths</b>	<a href="https://whiterosemaths.com/homelearning/year-2/week-3/">TT Rockstars</a> Choose a game and play for 10 minutes  <a href="https://whiterosemaths.com/homelearning/year-2/week-3/">https://whiterosemaths.com/homelearning/year-2/week-3/</a>  Lesson 1 – Tens and ones using addition Watch the video, complete the activities in your book and upload a photo onto Dojo portfolio
 <b>Writing</b>	Imagine you are in the rainforest. What can you see? Hear? Smell? Touch? Taste? Write a description about being in the rainforest and what you think it would be like. Use this <a href="#">link</a> to hear some sounds of the rainforest.  You can either type up your description and post to Class Dojo or write it neatly on lined paper and post to your portfolio.
 <b>Reading</b>	Listen to the story of the <a href="#">Cacao tree</a> . What have you learnt about where chocolate comes from? Create a poster about the cacao tree or follow a recipe that includes chocolate as an ingredient.
<b>1pm</b>	Make sure all your English and maths tasks are posted to your Class Dojo portfolio for marking and feedback!
 <b>Art / DT</b>	<p style="text-align: center;"><b><u>Land art:</u></b></p> Based on David Goldsworthy's Land Art, pupils are to create their own piece of art, with the focus on SHAPE.  Watch this <a href="#">video</a> . Pupils collect a variety of items from nature. Think about the composition when collecting items, focusing on shape and patterns. Remember to take a photo of it when it is complete.
 <b>Geography/ History</b>	<a href="https://classroom.thenational.academy/units/villages-towns-and-cities-28b9">https://classroom.thenational.academy/units/villages-towns-and-cities-28b9</a> Lesson 1 – Where are the world's people?  Submit your quiz score on Class Dojo!
<b>Pupil conferencing group</b>	
<b>5pm</b>	Make sure all your afternoon tasks are posted to your Class Dojo portfolio!