











## Year 3 & 4 Summer 1 2022

At Bishop Bronescombe, we strive to live by our Christian Values to inspire the very best in our pupils. We work together with passion to create a trusting, nurturing environment where everyone feels valued, secure and respected. We provide exciting and engaging opportunities to allow our pupils to persevere, thrive and achieve; to make the most of God's gifts and to develop their talents. We encourage children to take risks and show courage, having high expectations of each other and high aspirations for the future. Our aim is to ensure our children become successful, and compassionate, citizens of the future.

RE	Geography	PE	PSHCE	Science
<b>Key Vocabulary</b> Covenant, ceremony, wedding, wedding vows, pact, promise, God	<b>Key Vocabulary</b> Rainfall, climate, humid, tropical, deforestation, endangered, canopy, emergent, understory	<b>Key Vocabulary</b> Symmetrical, asymmetrical, movement, balancing, jump, roll, travelling, body tension, sequence	<b>Key Vocabulary</b> Express, feelings, emotions, mental health, strategies, support and advice	<b>Key Vocabulary</b> States of matter, solid, liquid, gas, evaporation, condensation, fair test
 <ul style="list-style-type: none"> <li>• Make clear links between the story of Noah and the idea of covenant.</li> <li>• Make simple links between promises in the story of Noah and promises that Christians make at a wedding ceremony.</li> <li>• Make links between the story of Noah and how we live in school and the wider world.</li> </ul>	 <ul style="list-style-type: none"> <li>• To use an atlas to locate rainforests around the world.</li> <li>• To identify and describe the weather and climate of a rainforest.</li> <li>• To identify and describe the layers of a rainforest.</li> <li>• To talk about the importance of rainforests.</li> </ul>	 <ul style="list-style-type: none"> <li>• To link symmetrical travelling movements and balances together with control and good body tension</li> <li>• To link a jump, roll and balance in which all elements are symmetrical, with good body tension.</li> <li>• To create asymmetrical shapes, travelling movements and balances and link them together with good body tension.</li> <li>• To move from symmetrical into asymmetrical shapes with good body tension.</li> <li>• To create a sequence as detailed in the pupil challenge.</li> </ul>	 <ul style="list-style-type: none"> <li>• To know ways of expressing feelings and emotions and why this is important.</li> <li>• To understand the importance of thinking about our mental health and exploring strategies to support it.</li> <li>• To understand that not everyone is who they say they are online and why this might be unsafe.</li> <li>• To understand about managing feelings and emotions in different situations</li> <li>• To know where to get help, advice and support with feelings and emotions</li> </ul>	 <ul style="list-style-type: none"> <li>• To identify and name the 3 states of matter.</li> <li>• To group materials by their state.</li> <li>• To recognise similarities and differences between solids, liquids and gases.</li> <li>• To name and explain the processes of evaporation and condensation.</li> <li>• To plan and carry out a fair test using our knowledge of the 3 states of matter.</li> </ul>
<b>End Point:</b> To answer the question "What is it like for someone to follow God?"	<b>End Point:</b> To apply knowledge of the 4 layers of a rainforest to create a rainforest diorama.	<b>End Point:</b> To create a travelling sequence, using balance, tension, symmetrical and asymmetrical shapes.	<b>End Point:</b> To describe, express and manage feelings and the importance of doing so	<b>End Point:</b> To plan and carry out a fair test using our knowledge of the 3 states of matter

French	Computing	Music	DT
<b>Key Vocabulary</b> Une, un, les fruits, qu'est ce que tu voudrais?, je voudrais, s'il vous plait, merci, j'ai faim, je veux	<b>Key Vocabulary</b> Search engine, locate, credibility, information, website	<b>Key Vocabulary</b> improvise, compose, pulse, rhythm, pitch, tempo, dynamics, texture, structure, melody	<b>Key Vocabulary</b> cotton, polyester, nylon, wool, silk, spandex, elastane, fabric, material, designer, fashion, natural fibres, man-made fibres, hand-made, hand-sewn, needle eyelet, sew, sewing, sewn, textiles, upcycling, upcycled
Recongise and understand nouns for fruits and vegetables Idenitfy and and say fruits and vegetables Use 'un' and 'une' when saying fruit and vegetables Use a phrase to ask for fruit and vegetables	 <ul style="list-style-type: none"><li>• To structure search queries to locate specific information</li><li>• To use search to answer a series of questions</li><li>• To write search questions for a friend to solve</li><li>• To analyse the contents of a web page for clues about the credibility of the information.</li></ul>	 <ul style="list-style-type: none"><li>• To play the glockenspiel along to songs we have song.</li><li>• To improvise some songs on the glockenspiel.</li><li>• To know the difference between pulse and rhythm.</li><li>• To know how pulse, rhythm and pitch work together to create a song.</li><li>• To play and read notes C, D, E and F.</li></ul>	 <ul style="list-style-type: none"><li>• Develop knowledge and understanding of how people design and create hand-sewn products using a needle and thread.</li><li>• Investigate sustainability and safe use of sewing materials, tools and equipment used to create textile products.</li><li>• Develop processes and production skills when designing, planning and creating an upcycled textile product.</li><li>• Evaluate and make improvements to an upcycled textile product.</li></ul>
<b>End Point:</b> To retell a story about a Hungry Giant's breakfast in French	<b>End Point:</b> To be able to use search engines effectively	<b>End Point:</b> To be able to compose and play a song using the notes C, D, E and F on the glockenspiel.	<b>End Point:</b> To design and create a hand-sewn textile product by upcycling unwanted clothing, linen and donated scrap.