


Book of the Week

The Very Busy Spider

Here is a link that you can use to listen to the story:

<https://www.youtube.com/watch?v=TfLOg-XRxnA>



Rainbows and Stars
Home Learning Activities
Summer Term – Week 6
Remember to send updates
and photos through
Tapestry or Class Dojo ☺

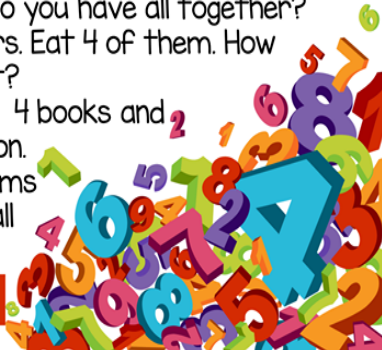
Weekly Literacy Activities

- Miss Oliver and Miss Burr are a little bit scared of spiders. Can you change their minds by researching and writing some awesome spider facts?
- Can you make your own version of the story using your own favourite insect?
- Use this link to make some playdough.
<https://theimaginationtree.com/best-ever-no-cook-play-dough-recipe/>
- Keep your fingers busy by making some spiders? What could you use for the legs and eyes?
- Play 'What's my insect?' by drawing and labelling different insects onto little pieces of paper. When finished, take in turns selecting a picture and seeing if a family member can guess which one you have chosen. You could give them clues to help them guess!
- Make a bug trap using the instructions below! You could even write your own instructions. Record what you find! Remember, what ever you trap needs to be set free!
- Take an early morning walk, can you spot any dewey spider webs? Record what you find or take a photo!

MATH SCAVENGER HUNT

primary playground

- Find 2 pencils and 1 blue crayon. How many items do you have now?
- Find 5 blocks and 2 pennies. How many items do you have now? Take away 3 blocks. How many items are left?
- Find 4 socks and 2 stuffed animals. How many items do you have all together?
- Find 8 crackers. Eat 4 of them. How many are left?
- Find 3 spoons, 4 books and 1 orange crayon. How many items do you have all together?



Weekly Maths Activities

- Webs are very complex patterns. Have a go at being a very busy spider! How will you make yours? Unleash your inner Spiderman by making your own web. You could use tape or string to make it a 3-D web. How will you connect it? How will you have to move to design your web? Can you go under, over and through? How long did it take you?
- If you have made a sticky web with tape, see who can get the most flies to stick to it! (You could use pom poms or we used other rolled up tape.) Roll 10 or 20 "flies" and see how many go into your web or are outside your web. You can do this on the floor like these pictures with tape or just chalk. What else will you catch in your web?
- Spot the mistakes on the pictures below!
- Don't forget to do your shooting webs exercises! Spider lunges here we come. How many webs can you shoot in 1 minute? Grown-ups help us time ourselves. Can you get to count to 20? Push your spider-muscles!
- Use the well-known song 'Incy Wincy Spider' to explore number bonds to ten. For example:
10 wincy spiders climbed up the water spout. Down came the rain and washed 5 spiders out. Out came the sunshine and dried up all the rain. So 5 wincy spiders won't climb the spout again! Repeat with different numbers

Talking Together



Roll the dice (remember how we made one from a tissue cube. There is also a roll dice app.) Look at which part of a spider you can draw. The winner is the first to draw a complete spider.



body



eye




leg



feeler



head



spinnerets



Talking Together
Spot the mistake.

The very busy spider caught
7 flies.
Then she ate 3.
Now she has 3 left.

Is she correct?



Talking Together
Spot the mistake.

The very busy spider caught
6 flies.
Then she ate 2.
Now she has 2 left.

Is she correct?



Talking Together
Spot the mistake.

The very busy spider caught
8 flies.
Then she ate 4.
Now she has 5 left.

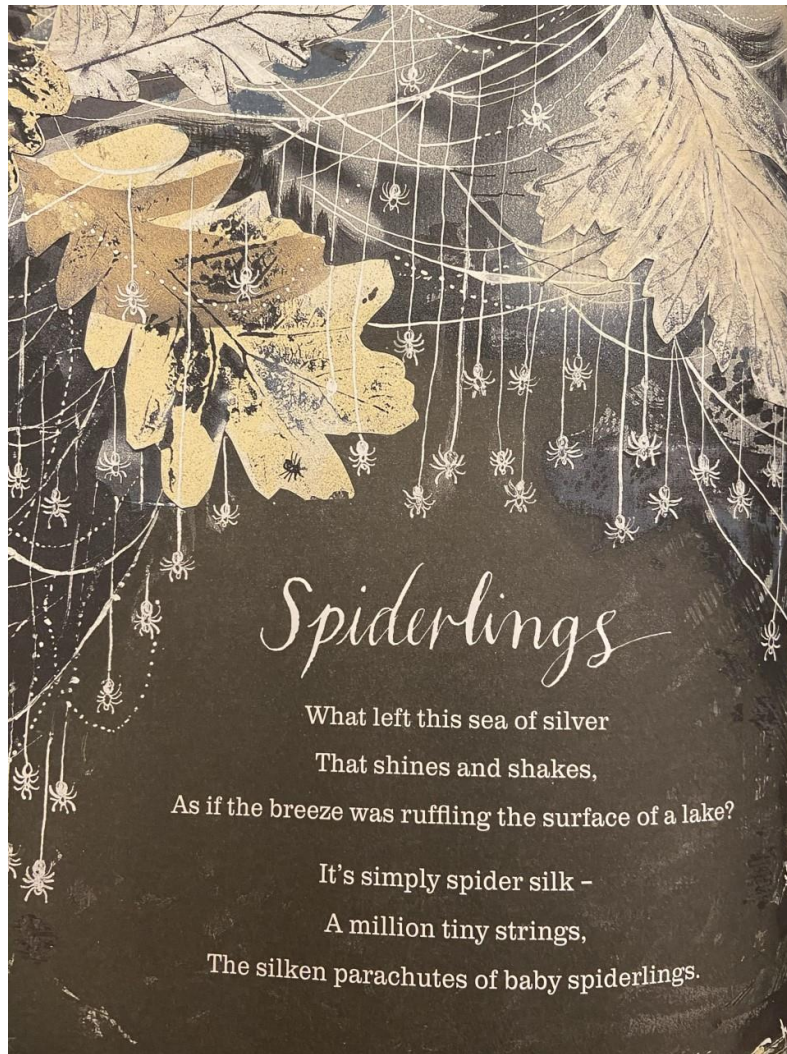
Is she correct?



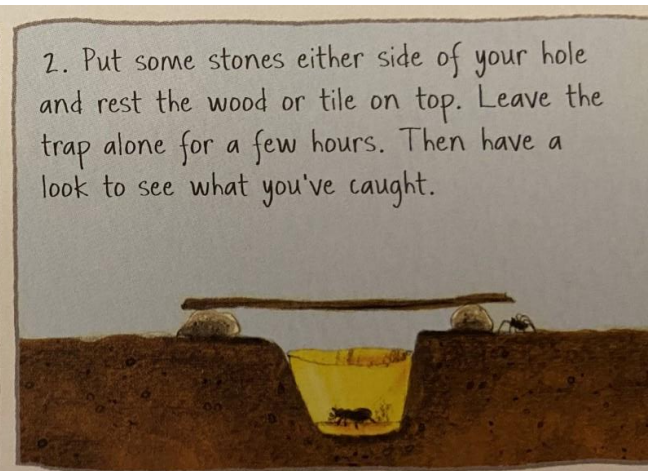
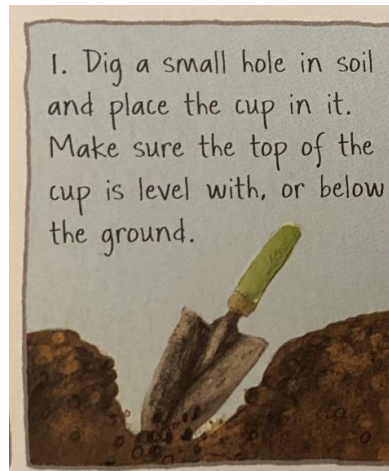
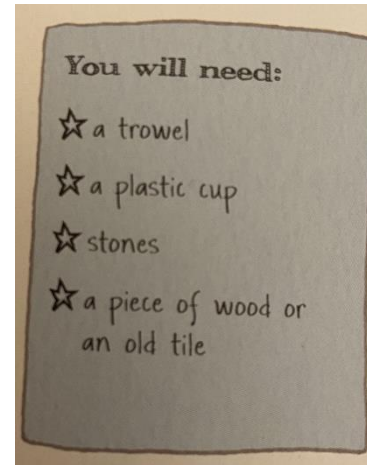
Talking Together
Spot the mistake.

The very busy spider caught
10 flies.
Then she ate 5.
Now she has 6 left.

Is she correct?



Extract taken from A First Book of Nature
written by Nicola Davies



Images taken from The Usborne Outdoor Book